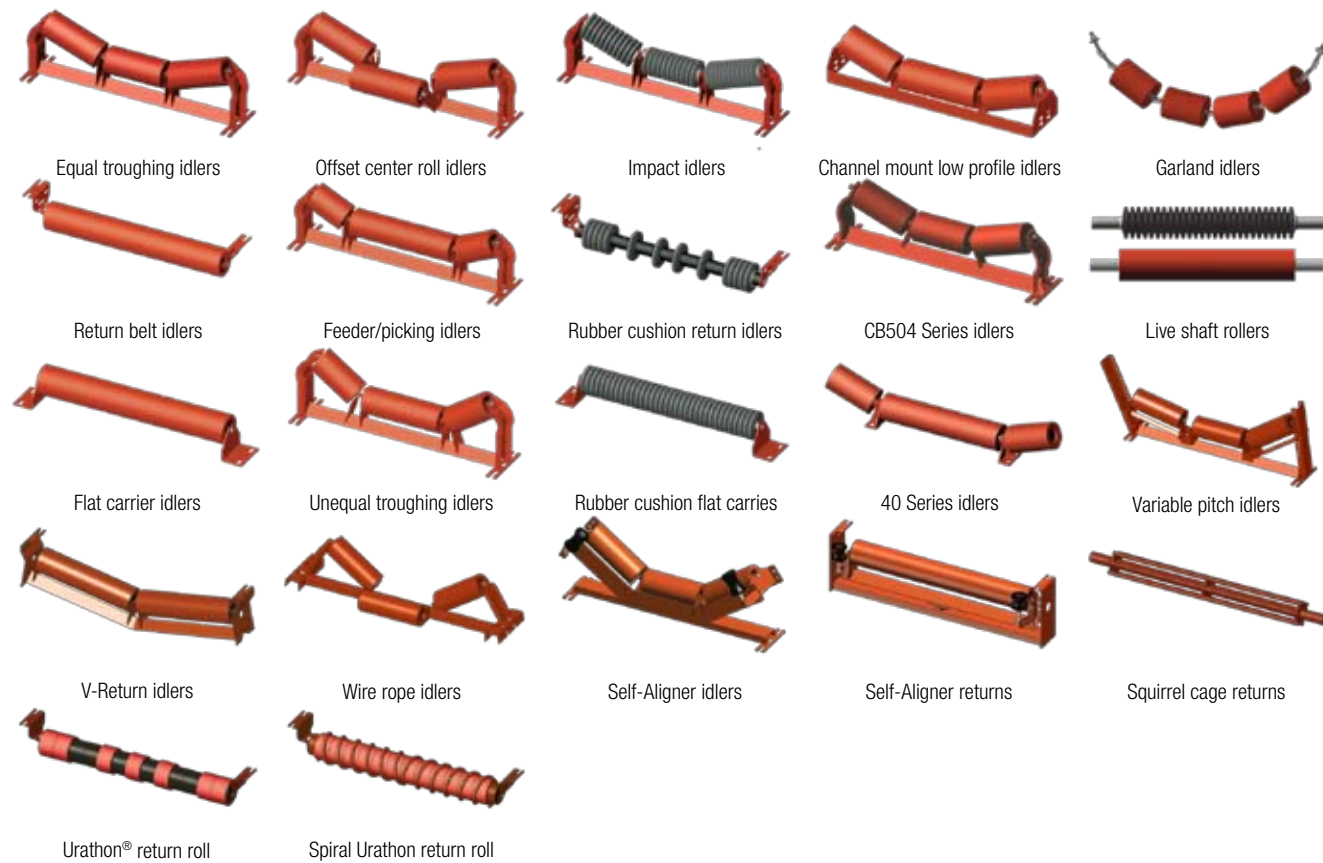


Idler Styles



Which Superior products are available in which CEMA ratings?

Superior Product	CEMA B	CEMA C	CEMA D	CEMA E	CEMA F
Troughed Equal Length Rollers	X	X	X	X	X
Return Idlers	X	X	X	X	X
Flat Idlers	X	X	X	X	X
Rubber Cushion Impact Troughed Idlers	X	X	X	X	
Rubber Cushion Return Idlers	X	X	X	X	
Rubber Cushion Flat Idlers	X	X	X	X	
Self-Aligning Troughed Idlers	X	X	X	X	X
Self-Aligning Return Idlers	X	X	X	X	
Offset Center Roll Idler	X	X			
Troughed Unequal Length Rollers		X	X	X	X
Feeder / Picking Troughed Idlers		X	X	X	X
Low-Profile Idlers		X			
Roller & Idler Components Parts	X	X	X	X	X
Special Designed	X	X	X	X	X

The color orange on conveyor idlers is a Federally Registered trademark of Superior Industries, LLC



© 2009 Superior Industries, LLC. SS-151

To get more information you can visit:
www.superior-ind.com or call 1-800-321-1558



CEMA Rated Idlers

CEMA B | CEMA C | CEMA D | CEMA E | CEMA F



Bullet Proof Bearing Protection

Superior's patented SpinGuard® Seal System is widely recognized as the finest bearing defense system in the industry today.

- Stationary external seal prevents material pinch points
- Contact seal creates less drag
- Grease filled triple labyrinth seal

Cost Efficient Interchangeability

Control the expense of replacing the entire idler by retrofitting Superior idlers to competitor stands.

- Slotted shaft fits to most existing frames
- Available hex nut adapter for hex nut brackets and frames
- Bend over tab eliminates installation tools
- Single or double bolt hole mounting



Eliminate Premature Failure


During design, special attention was given to the specific areas of an idler that are prone to extra maintenance and material.

- No pinch points between end stand and outside roll
- Sealed ball bearing

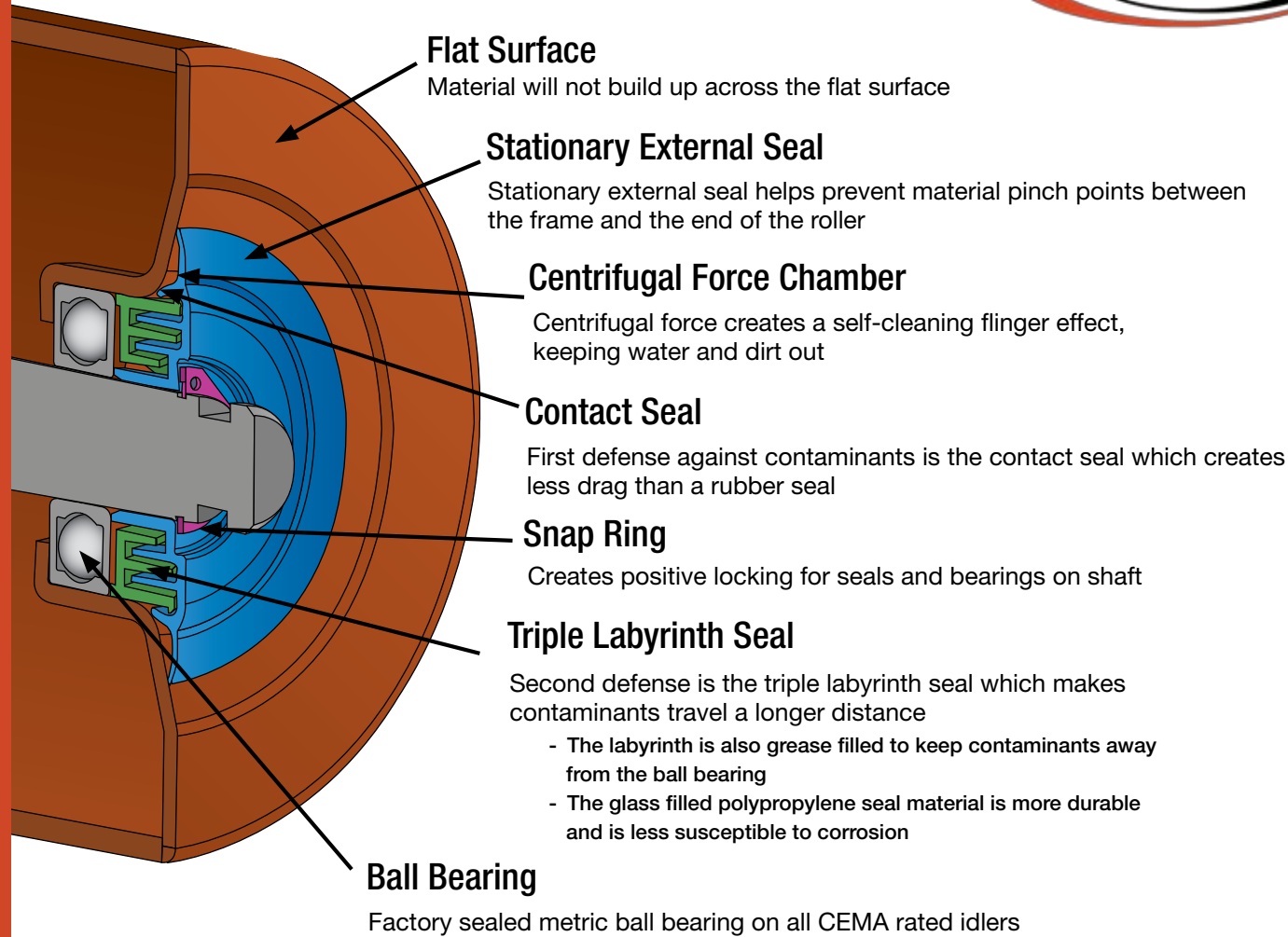
Maintenance Friendly Base Frame

Designed with maintenance crews in mind, our base is shaped to prevent material from collecting.

- Flared, non clogging end stands provide extra support
- Angled base sheds material

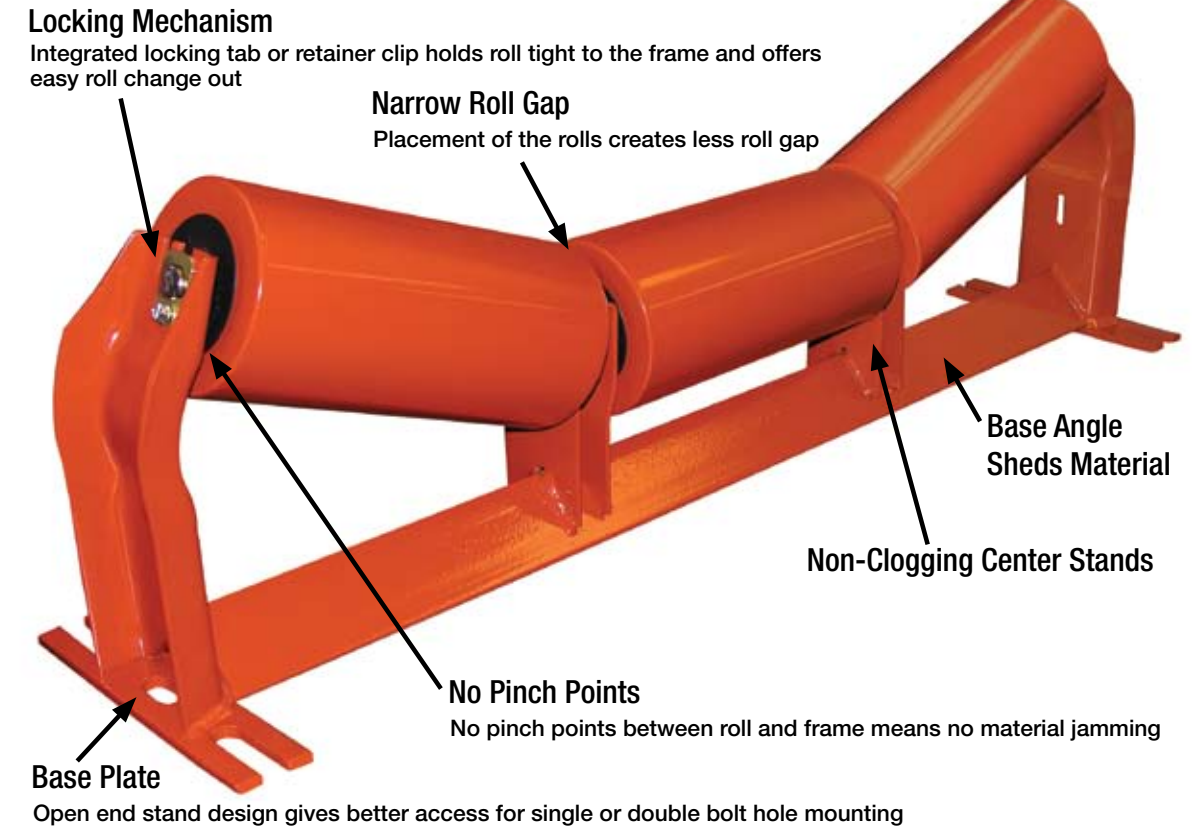


SpinGuard Seal System Cutaway

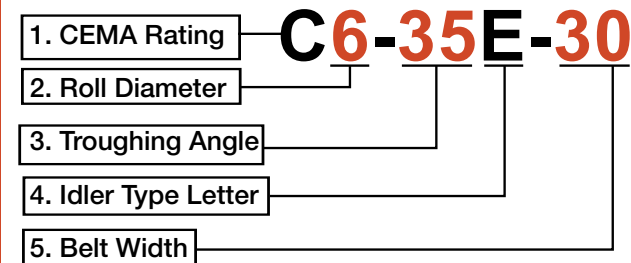


Specs for the CEMA B, C, D, E, and F

Spec	CEMA B	CEMA C	CEMA D	CEMA E	CEMA F
Bearing Size	17mm	20mm	25mm	40mm	50mm
Roll Thickness	11 Ga & 9 Ga	11 Ga, 9 Ga, 7 Ga	9 Ga & 7 Ga	1/4"	1/2" or 1"
Roll Diameters	4" & 5"	4", 5", 6"	5" & 6"	6" & 7"	7" & 8"
Belt Width	18"- 48"	18"- 60"	24"- 72"	36"- 96"	42"- 120"



Part Number System



- CEMA Rating or Series-** Specify either CEMA B, C, D, E, or F.
- Roll Size-** Specify either 4, 5, 6, 7, or 8 for the corresponding roll size diameter.
- Troughing Angle-** Specify either 20, 35, or 45 for the corresponding troughing angle.
- Idler Type Letter-** Specify the idler identification letter for the particular idler you may need from the chart on the right.
- Belt Width-** Specify the belt width.

- E..... Troughing Idler Equal Length Rolls
- EA Self-Aligning Troughing Idler
- EI..... Rubber Cushion Troughing Idler
- GO Offset Troughing Idler
- U Troughing Idler Unequal Length Rolls
- P Feeder / Picking Idler
- RET Return Idler
- FLT Flat Carrier Idler
- RETA Return Self-Aligning Idler
- RETI..... Return Rubber Cushion Idler
- FLTI Flat Carrier Rubber Cushion Idler
- CM Low-Profile Channel Mount Idler
- SM Low-Profile Standard Mount Idler
- BA Bi-Directional Aligning Idler
- CMI Channel Mount Impact Low Profile Idler
- SMI..... Standard Mount Impact Low Profile Idler
- RETAL..... Return Self-Aligning Rubber Cushion Idler
- EW Wire Rope Idler
- VPE..... Variable Pitch Idler
- RETU Urathon® Return
- MOX Moxie® Roll (i.e. C5-35E-30MOX)
- LSB Live Shaft Beater (i.e. LSB-530-107)